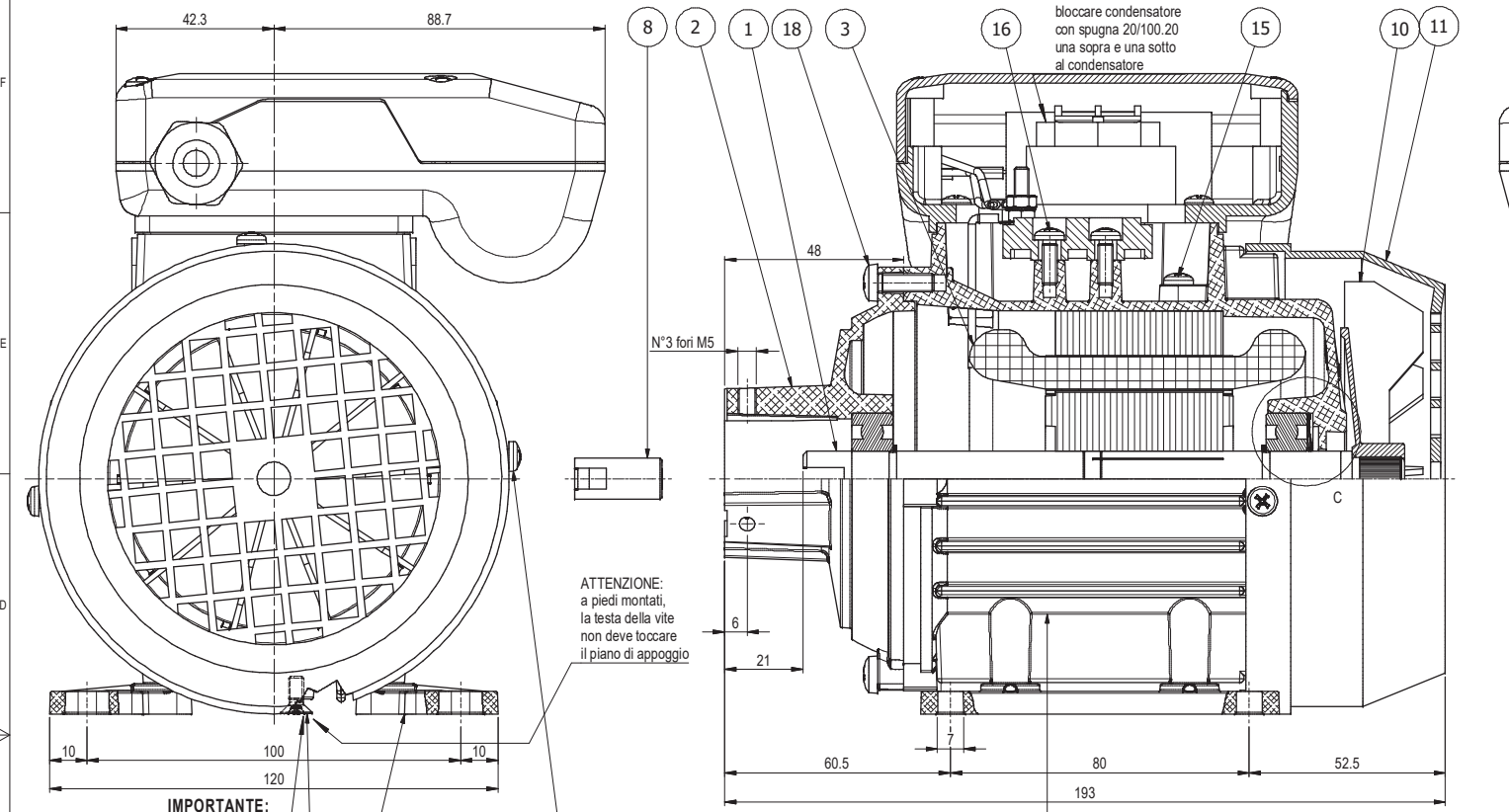

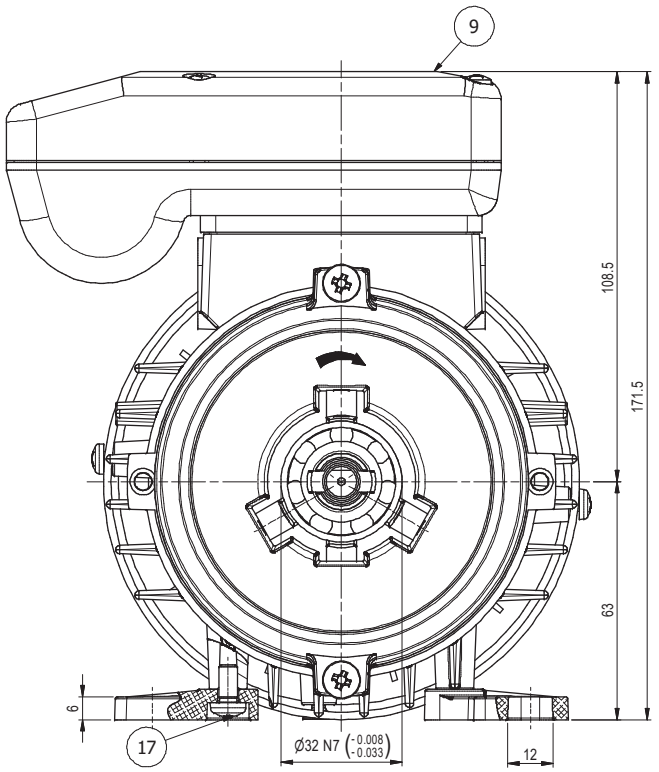



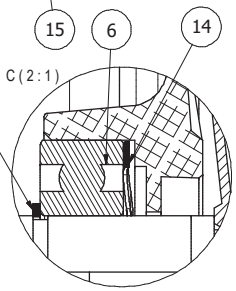

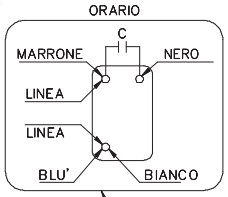

V.1016

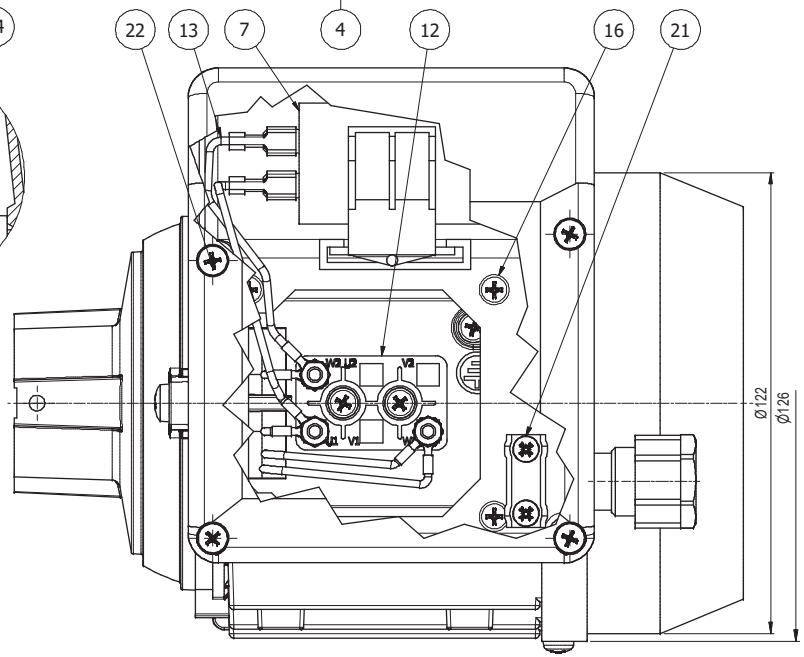

Pos.	Q.tà	Denominazione	N. Disegno	Codice CAD
22	4	VITE AUT.TCB DIN 7981 3,9X32		68700255
21	2	VITE AUT. TCB CR. DIN 7981 3,9X13		68700240
20	2	ANELLO ELASTICO TIPO H 15(IMPILATI)		68310100
19	1	VITE AUTOM. TSP CROCE M 4X10		68200515
18	2	VITE AUTOM. TCB CROCE M 5X15		68200120
17	4	VITE AUTOM. TCB CROCE M 5X10		68200100
16	6	VITE AUTOM. TCB CROCE M 4X12		68200040
15	4	VITE AUTOM. TCB CROCE M 4X8		68200020
14	1	MOLLA COMPEN. LMKAS 35 B sp. schiac. 1.5mm		68050020
13	2	CAVETTO NERO L=0,100 HT80	V.1373	67460650
12	1	BASETTA 40/25 A 3P 4MA OT		67050013
11	1	COPRIVENT.MEC 63 CON FORI		64501105
10	1	VENTOLA MEC 63 D.11 63/06		64400115
9	1	PORTACOND. 56/71 MOD.E4 PG11	V.1761	64300205
8	1	GIUNTO A DUE GRADINI DELRIN	V.1409	64100130
7	1	CONDENSATORE MF6.3 VN450		63200080
6	2	CUSCINETTO 6202-2Z-15X35X11		60100020
5	2	PIEDE 76.05	76.05	45010923
4	1	CORPO MOTORE Grezzo Finito	76.01-G.F.	45010919
3	1	AVV. 50A/42 IE2 230/50 "B"	50A/42 IE2	33810840
2	1	CALOTTA PORTAPOMPA	50/42.01E-32	31011622
1	1	ALBERO ROTORE	50A/42.03-32	30116597

Rev.	Descrizione revisione	Riferimento	Disegnato	Controllato	Data
0	Prima emissione	10/24	CASSANI		11/11/2024

Alimentazione	cl. efficienza	Poli	Servizio	Prot.IP	Isol.cl.	P.Term.		Tropicaliz.
MONOFASE	IE2	2	S1	44	F	-		-
Hertz	U (V)	I (A)	P(W)	cosφ	rpm	η 100%	η 75%	η 50%
50	240	1.1	150	0.96	2730	57.6	54.0	45.7

Capacitor	Rotazione guardando l'albero	Vernice
µF 6.3 Vn. 450	ORARIA	NO

Note: COLLEGARE SECONDO SCHEMA V.1016

SIMEL ELECTRIC MOTORS S.p.A.

Denominazione: COMPLESSIVO MOTORE			N° Disegno: 50A/42.00-32 IE2
Data: 11/11/2024	Materiale		Codice: 1110212221301
Verifica dei requisiti tecnici N°: 10/24	Disegnato: CASSANI	Controllato	Codice CAD: 1110212221301
Scala: 1:1	N° Pezzi: 1	Sost. il:	Sost. dal: